

## FEATURES

- 1A-NO configurations
- 12A, 10A switching capabilities, TV-5
- Insulation for high temperature operation: Class B
- Sealed type is available
- UL and CUL approval, File No.: E179937
- TÜV approval, File No.: R50153974

## CONTACT DATA

Contact form	1A – NO
Contact resistance (Initial)	100mΩ (measured at 1A 24VDC)
Contact rating	12A/125VAC 12A at 250VAC/30VDC TV-5, 1/4HP 125VAC/250VAC
Contact material	Silver Alloy

## CHARACTERISTICS

Insulation resistance	100MΩ at 500VDC
Dielectric strength	2500VAC, between coil to contacts(1 minute) 1000VAC, between open contacts(1 minute)
Operate time	8 ms
Release time	5 ms
Vibration resistance	10-55Hz, 1.5mm
Shock resistance	Malfunction:100m/s <sup>2</sup> ; Mechanical:1000m/s <sup>2</sup>
Humidity	35% - 95% RH
Ambient temperature	- 40°C to +85°C
Life expectancy	
- Electrical	1 x 10 <sup>5</sup> operations
- Mechanical	1 x 10 <sup>7</sup> operations

## COIL SPECIFICATIONS

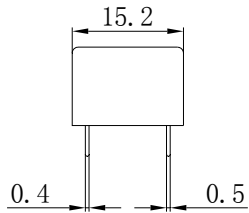
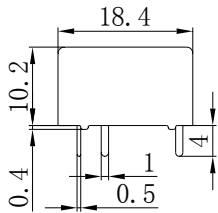
Nominal voltage (VDC)	Pick-up voltage VDC(Max.)	Drop-out voltage VDC(Min.)	Nominal current (mA±10%)	Coil resistance (Ω±10%)	Power consumption(mW)
3	2.25	0.15	150	20	450
5	3.75	0.25	90	55	450
6	4.5	0.3	75	80	450
9	6.75	0.45	50	180	450
12	9	0.6	37.5	320	450
18	13.5	0.9	25	720	450
24	18	1.2	18.8	1280	450

## ORDERING INFORMATION

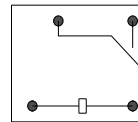
ME-13 - 012 - H S

Model No.	Coil Voltage	Contact Form	Protection
ME-13	3VDC-24VDC	H: 1A-NO	Nil: Unsealed S: Sealed

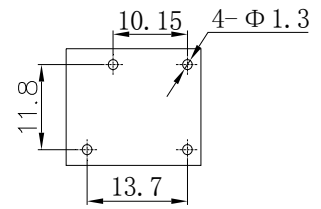
## Dimensions(unit:mm)



SCHEMATIC



PCB LAYOUT



Disclaimer: All the specifications are subject to change without notice.