

FEATURES

- Low height 15.7mm
- 16A switching capabilities
- 1 pole and 2 pole configurations
- 5KV/10mm dielectric strength from coil to contacts
- Creepage distance:10mm
- UL & CUL Approval File No.: E179937,
VDE Approval File No.: 40025557

CONTACT DATA

Contact form	1A, 1B, 1C & 2A, 2B, 2C
Contact resistance (Initial)	100mΩ (measure at 1A 6VDC)
Resistive load(CosΦ=1)	
H1,D1,Z1(0.25W)	10A 250VAC,10A 30VDC
H1,D1,Z1,H2,D2,Z2 -	12A 250VAC/277VAC, 12A 30VDC 1/2HP 250VAC,1/3HP 125VAC
H3,D3,Z3	16A 250VAC/277VAC, 16A 30VDC 1HP 250VAC,1/2HP 125VAC,1/3HP 125VAC
H3A	20A 277VAC, 20A 250VAC 5 FLA / 30 LRA , 250VAC 65°C 10 FLA / 60 LRA , 250VAC 40°C
H3(AgCdO),H3A (ME-11-T) H3A (ME-11-I) H3A/ Z3A	TV-5, 80A Inrush current Tungsten 120VAC,3A,6000cycles,105°C TV-5,120VAC 40°C Tungsten 120VAC,1000W,6000cycles,40°C
2H4,2D4,2Z4 (10A for UL AgCdO)	8A /10A 250VAC, 8A 30VDC 1/2HP 250VAC, 1/4HP 125VAC
Inductive load (CosΦ=0.4)	H3,H3A, Z3,Z3A 9A 250VAC
Switching capacity	H1,D1,Z1 (0.25W) – 2500VA H1,D1,Z1,H2,D2,Z2 –3000VA H3,D3,Z3 – 4000VA 2H,2D,2Z – 2000VA
Max. switching current	12A - H1,D1,Z1,H2,D2,Z2 16A – H3,D3,Z3 8A - 2H,2D,2Z
Max. switching voltage	250VAC / 440VAC
Contact material	AgCdO / AgNi / AgSnO ₂

CHARACTERISTICS

Insulation resistance	1000MΩ at 500VDC
Dielectric strength	5000VAC, 1 min. between coil to contacts 1000VAC, 1 min. between open contacts 2500VAC, 1 min. between contact sets
Operate time	15 ms (nominal voltage)
Release time	8 ms (nominal voltage)
Vibration resistance	30-150Hz, 10g/5g
Shock resistance	100m/s ²
Humidity	Max. 35% to 85%
Ambient temperature	- 40°C to +85°C - 40°C to +105°C : ME-11-T ME-11-TH
Insulation system	Class B, 130°C Class F, 155°C
Life expectancy	
- Electrical	1 ×10 ⁵ operations (360 ops./hour)
- Mechanical	1 ×10 ⁷ operations (no load)

COIL SPECIFICATIONS: DC TYPE

Nominal voltage (VDC)	Pick-up voltage (VDC)	Drop-out voltage (VDC)	Nominal current (mA±10%)	Coil resistance (Ω±10%)	Power consumption(mW)
5	3.5	0.5	80	62	400
6	4.2	0.6	66.7	90	400
9	6.3	0.9	44.4	202	400
12	8.4	1.2	33.3	360	400
18	12.6	1.8	22.2	800	400
24	16.8	2.4	16.7	1440	400
48	33.6	4.8	8.3	5760 ± 15%	400
60	42	6	6.7	7500 ± 15%	400
110	77	11	4.3	25200 ± 15%	400

COIL SPECIFICATIONS – Sensitive type for 10A contact (1C, 1A) : DC TYPE

Nominal voltage (VDC)	Pick-up voltage (VDC)	Drop-out voltage (VDC)	Coil current (at 20°C) (mA)	Coil resistance (Ω±10%)	Power consumption(W)
5	3.75	0.5	50	100	0.25
6	4.5	0.6	41.7	144	0.25
12	9	1.2	20.8	576	0.25
18	13.5	1.8	13.9	1296	0.25
24	18	2.4	10.4	2304	0.25
48	36	4.8	5.4	9216±15%	0.25
60	45	6	4.7	12857±15%	0.25

COIL SPECIFICATIONS: AC Type

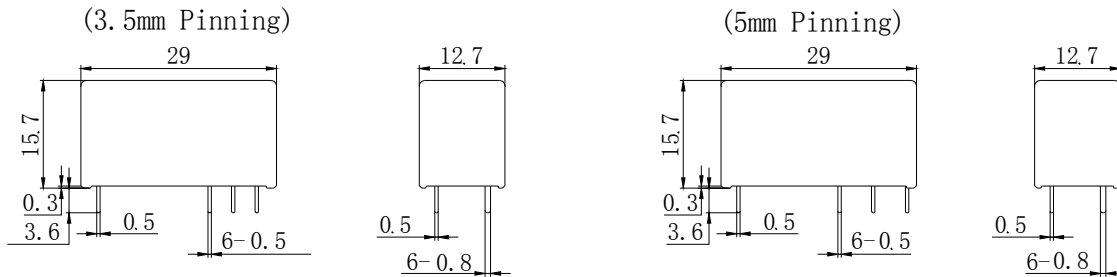
Nominal voltage (VAC)	Pick-up voltage (VAC)	Drop-out voltage (VAC)	Nominal current (mA±10%)	Coil resistance (Ω±10%)	Power consumption(VA)
24	18	3.60	68.8	350	1.65
115	86.30	17.30	14.3	8100 ± 15%	1.65
230	172.5	34.50	7.1	32500 ± 15%	1.65

ORDERING INFORMATION

Model No.	Coil Type	Coil Voltage	Contact Form	Protection	Rating (at 250VAC/30VDC)	Contact Material	Insulation
ME-11 (standard type)	Nil: DC Type	DC: 5、6、9、12	1H: 1A 1D: 1B	Nil: Unsealed S: Sealed	1: 3.5mm 1 pole 12A 2: 5mm 1 pole 12A	Nil: AgCdO A: AgSnO ₂	Nil: Class B F: Class F
ME-11-H (sensitive type)	A: AC Type	18、24、48、 60 and 110VDC	1Z: 1C 2H: 2A 2D: 2B 2Z: 2C		3: 5mm 1 pole 16A (standard type) 5mm 1 pole 10A (sensitive type)	B: AgNi G: HTV Au plated	
ME-11-I (Inrush type)		AC: 24、115 and 230VAC					
ME-11-T (105°C, 16A)					4: 5mm 2 pole 8A, 10A		
ME-11-TH (105°C, sensitive)							

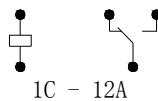
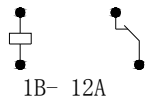
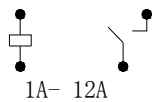
REMARK: Sensitive type is suitable for 1 pole and 10A only.

DIMENSIONS (unit: mm)

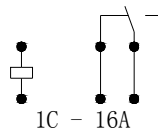
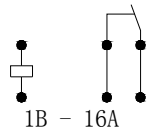
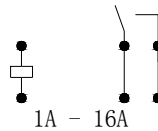


SCHEMATIC

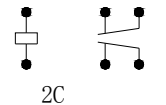
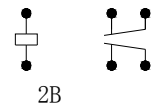
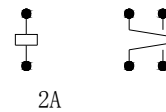
3.5/5mm 1 pole 12A
and 10A (Sensitive)



5mm 1 pole 16A (Standard)
and 10A (Sensitive)

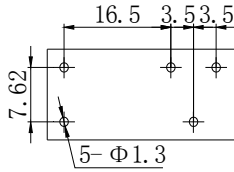


5mm 2 pole 8A, 10A

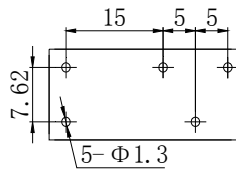


DIMENSIONS (unit: mm)

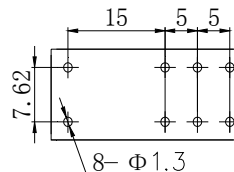
PCB LAYOUT



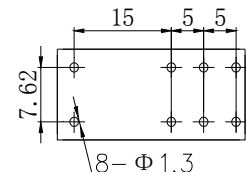
3.5mm 1 Pole 1C-12A



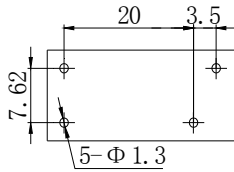
5mm 1 Pole 1C-12A



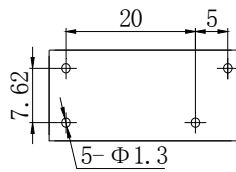
5mm 1 pole 1C-16A
and 1C-10A



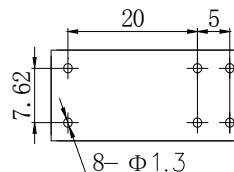
5mm 2 Pole 2C



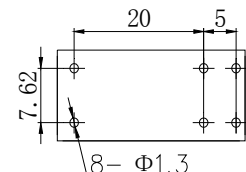
3.5mm 1 Pole 1A-12A



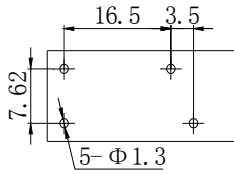
5mm 1 Pole 1A-12A



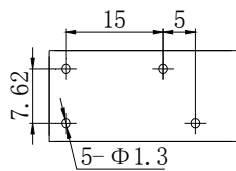
5mm 1 pole 1A-16A
and 1A-10A



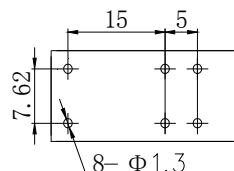
5mm 2 Pole 2A



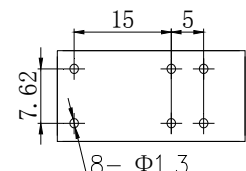
3.5mm 1 Pole 1B-12A



5mm 1 Pole 1B-12A



5mm 1 pole 1B-16A
and 1B-10A



5mm 2 Pole 2B

Disclaimer: All the specifications are subject to change without notice.