

FEATURES

- Tight Structure and light weight
- 1C,1A configurations
- High current contact capacity (Carrying current: 35A/ 10min 25A/ 1h)
- Improved heat resistance
- Reflow soldering version available

CONTACT DATA

Contact form	1A, 1C
Contact resistance (Initial)	100mΩ
Voltage drop (Initial)	Typ.: 50mV (at 10A) Max.:250mV (at 10A)
Max. continuous current	35A (at 23°C, 10min) 25A(at23°C, 1h)
Max. switching current	NO:35A NC:20A
Max. switching voltage	16VDC
Min. contact load	1A 6VDC
Contact material	Silver Alloy

CHARACTERISTICS

Insulation resistance	100MΩ at 500VDC
Dielectric strength	
- Between coil to contacts	500VAC, at 1 minute
- Between open contacts	500VAC, at 1 minute
Operate time	10 ms
Release time	5 ms
Ambient temperature	-40°C to +85°C
Humidity	35% to 95% RH
Vibration resistance	10-55Hz at 1.5mm
Shock resistance	100m/s ² Malfunction 1000m/s ² Mechanical
Life expectancy	
- Electrical	1 x 10 ⁵ operations
- Mechanical	1 x 10 ⁷ operations

COIL SPECIFICATIONS 0.6W

Nominal voltage(VDC)	Pick-up voltage(VDC) (Max.)	Drop-out voltage(VDC) (Min.)	Nominal current (mA±10%)	Coil resistance (Ω±10%)	Power consumption (mW)
6	4.5	0.5	100	60	600
9	6.8	0.7	66.6	135	600
10	7.9	0.8	60	180	600
12	9.0	1.0	50	240	600

ORDERING INFORMATION

MEA1P -

012 -

1Z

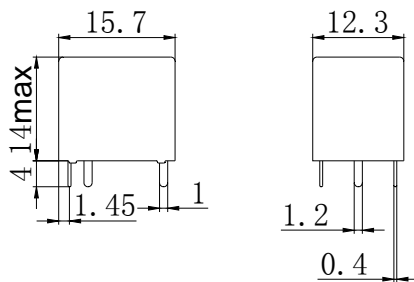
W

L

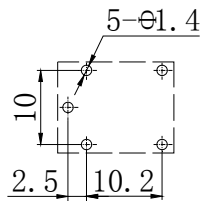
Model No.	Coil Voltage	Contact Form	Contact Material	Construction
MEA1P	6, 9, 10, 12VDC	1H: 1A 1Z: 1C	W: AgSnO ₂	Nil: Plastic sealed L: Flux proofed

DIMENSIONS (unit:mm)

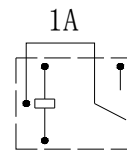
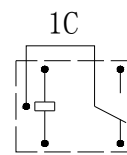
Dimensions



PCB LAYOUT



SCHEMATIC
(Bottom View)



Disclaimer: All the specifications are subject to change without notice.