

**FEATURES**

- Latching types available
- 8A/250VAC contact rating
- 1P-1A1B and 2A configurations
- Dimension: 31 x 14 x 11.3 (L x W x H)
- UL & CUL Approval, File No.: E179936

**CONTACT DATA**

Contact form	1A,1A1B, 2A & 2B
Contact resistance	Max. 50mΩ
Contact rating CosΦ=0.4, 250VA	8A / 250VAC
Max. switching current	8A
Contact material	Silver alloy
Weight	18g

**CHARACTERISTICS**

Insulation resistance	Min. 1000MΩ at 500VDC
Dielectric strength	4000VAC, between coil to contacts 1200VAC, between open contacts 2000VAC, between contact sets
Operation time	Max. 15 ms
Release time	Max. 10 ms
Vibration resistance	10 - 55Hz at double amplitude of 1.5mm
Shock resistance	100m/s <sup>2</sup>
Ambient temperature	- 40°C to + 60°C
Humidity	5% to 85% RH
Life expectancy	
- Electrical	1 x 10 <sup>5</sup> operations
- Mechanical	1 x 10 <sup>7</sup> operations

**COIL SPECIFICATIONS - 1. Singles**

Nominal voltage (VDC)	Pick-up voltage VDC(Max.)	Drop-out voltage VDC(Min.)	Nominal current (mA±10%)	Coil resistance (Ω±10%)	Power consumption(mW)
1.5	1.2	0.15	160	9.4	240
3	2.4	0.3	80	38	240
5	4	0.5	48	105	240
6	4.8	0.6	40	150	240
9	7.2	0.9	26.6	360	240
12	9.6	1.2	20	600	240
24	19.2	2.4	10	2400±15%	240
48	38.4	4.8	5	9000±15%	240
72	57.6	7.2	3.3	21600±15%	240
100	80	10	2.4	34000±15%	240

**2. Non – latching ( 2 coils)**

Nominal voltage (VDC)	Pick-up voltage VDC(Max.)	Drop-out voltage VDC(Min.)	Nominal current (mA±10%)	Coil resistance ( $\Omega$ ±10%)	Power consumption(mW)
1.5	1.2	0.15	320	4.7	480
3	2.4	0.3	160	19	480
5	4	0.5	96	53	480
6	4.8	0.6	80	75	480
9	7.2	0.9	53.3	180	480
12	9.6	1.2	40	300	480
24	19.2	2.4	20	1200±15%	480
48	38.4	4.8	10	4500±15%	480
72	57.6	7.2	6.66	10800±15%	480
100	80	10	4.8	17000±15%	480

**3. Latching – 2 coil**

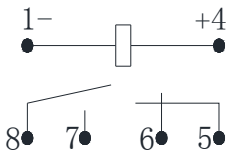
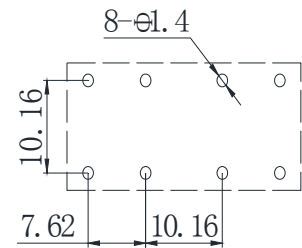
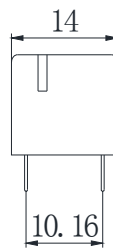
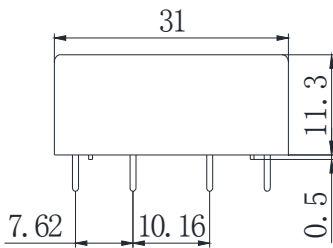
Nominal voltage (VDC)	Pick-up voltage VDC(Max.)	Drop-out voltage VDC(Min.)	Nominal current (mA±10%)	Coil resistance ( $\Omega$ ±10%)	Power consumption(mW)
1.5	1.2	1.2	160	10	240
3	2.4	2.4	80	40	240
5	4	4	48	110	240
6	4.8	4.8	40	155	240
9	7.2	7.2	26.6	360	240
12	9.6	9.6	20	640	240
24	19.2	19.2	10	2400±15%	240
48	38.4	38.4	5	10200±15%	240

## ORDERING INFORMATION

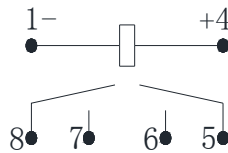
ME-27 - L2 - 05 - 1a1b

Model No.	Sort	Coil Voltage	Contact Form
ME-27	Nil: 1coil non-latch 2: 2 coil non-latch L1: 1 coil latch L2: 2 coil latch	1.5、 3、 5、 6、 9、 12、 24、 48、 72 and 100VDC	1a: 1A 1a1b: 1A + 1B 2a: 2A 2b: 2B

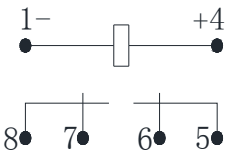
## DIMENSION (unit: mm)



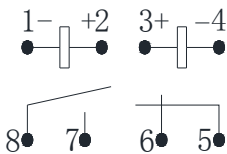
1 coil non-latch: 1A, 1A1B  
1 coil latch: 1A, 1A1B



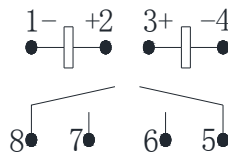
1 coil non-latch: 2A  
1 coil latch: 2A



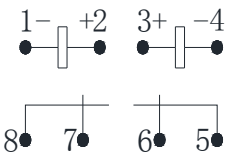
1 coil non-latch: 2B  
1 coil latch: 2B



2 coil non-latch: 1A, 1A1B  
2 coil latch: 1A, 1A1B



2 coil non-latch: 2A  
2 coil latch: 2A



2 coil non-latch: 2B  
2 coil latch: 2B

**Disclaimer: All the specifications are subject to change without notice.**