

FEATURES

- High sensitivity type and standard type available
- Low profile 20.8 x 9.9 x 12(L x W x H)
- DIL pitch terminals
- UL and CUL approval, File No.: E179936
- TUV approval, File No.: R50264969

CONTACT DATA

Contact form	2C
Contact resistance (Initial)	100mΩ
Rated load	1A / 125VAC 2A / 30VDC
Max. switching capacity	60W or 120VA
Max. switching voltage	240VAC / 60VDC
Max. carrying current	2A
Contact material	Silver Alloy

CHARACTERISTICS

Insulation resistance	1000MΩ at 500VDC
Dielectric strength	1000VAC, coil to contacts 500VAC, between open contacts
Operation time	Max. 6 ms
Release time	Max. 4 ms
Vibration resistance	10 - 55Hz at double amplitude of 1.5mm
Shock resistance	Functional:20G ; Destructive: 100G
Ambient temperature	- 40°C to +70°C
Humidity	40% to 85%
Life expectancy	
- Electrical	1 x 10 ⁵ operations (at rated load)
- Mechanical	1 x 10 ⁷ operations

COILSPECIFICATIONS-1. (150mW)

Nominal voltage (VDC)	Pick-up voltage VDC(Max.)	Drop-out voltage VDC(Min.)	Nominal current (mA±10%)	Coil resistance (Ω±10%)	Power consumption(mW)	Max. voltage (V at 20°C)
3B	2.25	0.3	50	60	150	Max. 150%
4.5B	3.38	0.45	33.3	135	150	
5B	3.75	0.5	29.9	167	150	
6B	4.5	0.6	25	240	150	
9B	6.75	0.9	16.7	540	150	
12B	9	1.2	12.5	960	150	
24B	18	2.4	6.25	3840	150	

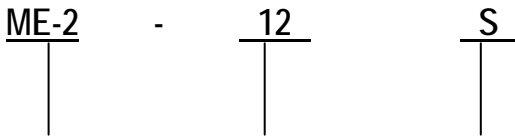
2. (200mW)

Nominal voltage (VDC)	Pick-up voltage VDC(Max.)	Drop-out voltage VDC(Min.)	Nominal current (mA±10%)	Coil resistance (Ω±10%)	Power consumption(mW)	Max. voltage (V at 20°C)
3	2.25	0.3	66.7	45	200	Max. 150%
4.5	3.38	0.45	44.5	101	200	
5	3.75	0.5	40	125	200	
6	4.5	0.6	33.3	180	200	
9	6.75	0.9	22.2	405	200	
12	9	1.2	16.7	720	200	
24	18	2.4	8.3	2880	200	

3. (450mW / 360mW)

Nominal voltage (VDC)	Pick-up voltage VDC(Max.)	Drop-out voltage VDC(Min.)	Nominal current (mA±10%)	Coil resistance (Ω ±10%)	Power consumption(mW)	Max. voltage (V at 20°C)
3S	2.25	0.3	150	20	450	Max. 150%
5S	3.75	0.5	89.3	56	450	
6S	4.5	0.6	75	80	450	
9S	6.75	0.9	50	180	450	
12S	9	1.2	37.5	320	450	
24S	18	2.4	18.75	1280	450	
48S	36	4.8	9.4	5100	450	
3N	2.25	0.3	120	25	360	
5N	3.75	0.5	71.4	70	360	
6N	4.5	0.6	60	100	360	
9N	6.75	0.9	40.9	220	360	
12N	9	1.2	30	400	360	
24N	18	2.4	15	1600	360	
48N	36	4.8	7.5	6400	360	

ORDERING INFORMATION

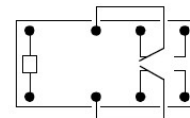
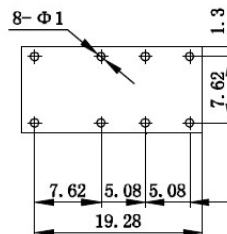
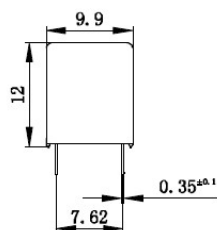
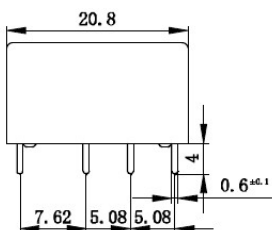


Model No.	Coil Voltage	Power Consumption
ME-2	3、5、6、9、12、 24 and 48VDC	B: (150mW) Nil:(200mW) S: (450mW) N: (360mW)

Dimensions (unit:mm)

Tolerance: ±0.3

Tolerance: ±0.1



SCHMATIC

PCB LAYOUT

Disclaimer: All the specifications are subject to change without notice.