

FEATURES

- 1H and 1C configuration
- 4KV dielectric strength
- Size (28.2mm x 10.6mm x 25.3mm)
- PCB broad mounting
- UL and CUL approval, File No.: E179937

CONTACT DATA

Contact form	1C, 1H
Contact resistance	$\leq 30\text{m}\Omega$
Contact rating (Resistive)	10A/250VAC
Max. switching power	2000VA
Max. switching voltage	250VAC / 440VAC
Make current	15A
Contact material	Silver Alloy

CHARACTERISTICS

Insulation resistance	1000M Ω
Dielectric strength	4000VAC, between coil and contacts 4000VAC, between different contacts 1000VAC, between open contacts
Operate time	≤ 7 ms
Release time	≤ 3 ms
Vibration resistance	10-55Hz double amplitude 1.5mm
Shock resistance	100m/s ²
Humidity	+ 40°C (95 \pm 3)%
Ambient temperature	- 40°C to +70°C
Life expectancy	
- Electrical	10 ⁵
- Mechanical	2 x 10 ⁶

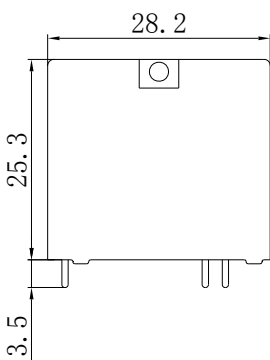
COIL SPECIFICATIONS

Nominal voltage (VDC)	Pick-up voltage VDC(Max.)	Drop-out voltage VDC(Min.)	Nominal current (mA \pm 10%)	Coil resistance (Ω \pm 10%)	Power consumption (W)
3	2.1	0.3	166.7	20	0.5
6	4.2	0.6	83.3	80	0.5
12	8.3	1.2	41.7	330	0.5
24	16.8	2.4	20.8	1200	0.5
48	33.6	4.8	10.4	4700 \pm 15%	0.5
60	42	6	8.3	7200 \pm 15%	0.5


ORDERING INFORMATION

<u>ME-14F</u>	-	<u>012</u>	<u>Z</u>	<u>10</u>	<u>C</u>
Model No.	Coil Voltage	Contact Form	Contact Rating	Footprint	
ME-14F	12VDC	Z: 1C H: 1H	10: 10A/250VAC	C: Reverse footprint	

Dimensions(unit:mm)

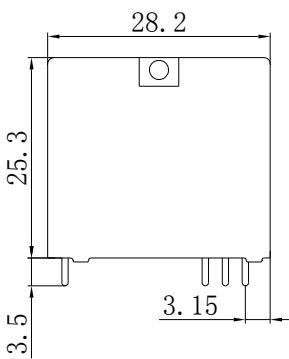
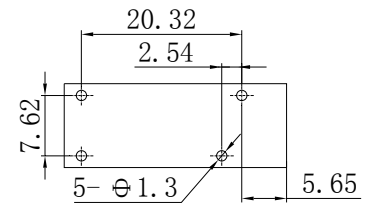


Schematic



1H

PCB Layout



Schematic



1C

PCB Layout

