

M200 SERIES

MASSUSE SWITCH

SPECIFICATIONS

CONTACT RATING: 5A with resistive load @ 120VAC or 28 VDC.

ELECTRICAL LIFE: 50,000 make-and-break cycles at full load.

CONTACT RESISTANCE: 10MΩ max. initial @ 2.4VDC.100mA

For both coin silver and gold plated contacts.

INSULATION RESISTANCE: 1,000MΩmin.

DIELECTRIC STRENGTH : 1,000V RMS @ sea level.

OPERATING TEMPERATURE: -30°C to 85°C.

plated.

MATERIALS

CASE-melamine or diallyl phthalate (DAP)

TOGGLE HANDLE - Brass, chrome plated.


BUSHING – Brass, nickel plated.




HOUSING – Stainless steel.

END CONTACT Coin silver, silver plated.

END TERMINAL-Brass, silver plated.

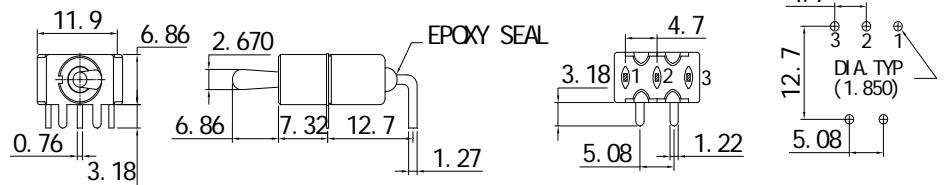
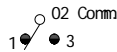

CENTER CONTACT & TERMINAL – Brass, silver






Model No.	Switching Position		
			
M101	ON	NONE	ON
M102	ON	NONE	(ON)
M103	ON	OFF	ON
M104	(ON)	OFF	(ON)
M105	ON	OFF	(ON)
Term.	2-3	OPEN	2-1
Comm..			

SPDT

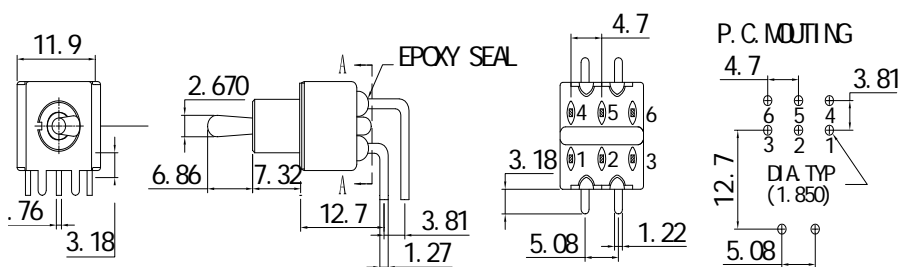
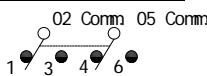
Schematic

Model No.	Switching Position		
			
M201	ON	NONE	ON
M202	ON	NONE	(ON)
M203	ON	OFF	ON
M204	(ON)	OFF	(ON)
M205	ON	OFF	(ON)
Term.	2-3	OPEN	2-1
Comm..	5-6		5-4

DPDT

Schematic



M200 SERIES


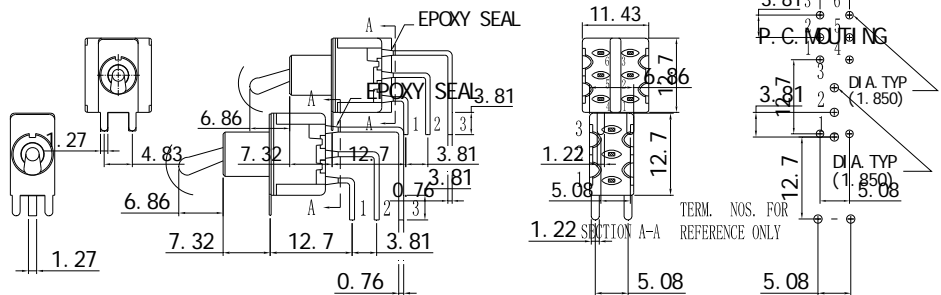
MASSUSE SWITCH



Model No.	Switching Position		
L101	ON	NONE	ON
L102	ON	NONE	(ON)
L103	ON	OFF	ON
L104	(ON)	OFF	(ON)
L105	ON	OFF	(ON)
Term.	2-3	OPEN	2-1
Comm..			

SPDT


Schematic 02 Comm



Model No.	Switching Position		
L201	ON	NONE	ON
L202	ON	NONE	(ON)
L203	ON	OFF	ON
L204	(ON)	OFF	(ON)
L205	ON	OFF	(ON)
Term.	2-3,5-6	OPEN	2-1,5-4
Comm..			

DPDT

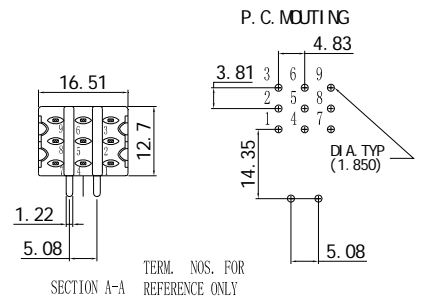
Schematic 02 Comm 05 Comm



Model No.	Switching Position		
L301	ON	NONE	ON
L302	ON	NONE	(ON)
L303	ON	OFF	ON
L304	(ON)	OFF	(ON)
L305	ON	OFF	(ON)
Term.	2-3,5-6	OPEN	2-1,5-4
Comm..	8-9		8-7

3PDT

Schematic 02 Comm 05 Comm 08 Comm



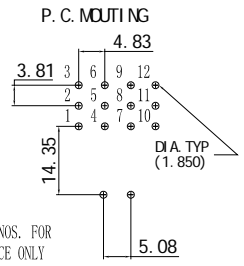
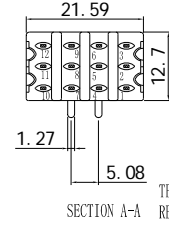
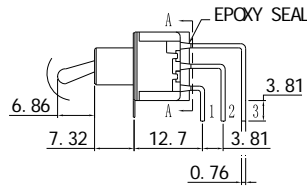
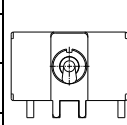
M200 SERIES

MASSUSE SWITCH

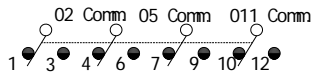


4PDT

Model No.	Switching Position		
	ON	NONE	ON
L401	ON	NONE	ON
L402	ON	NONE	(ON)
L403	ON	OFF	ON
L404	(ON)	OFF	(ON)
L405	ON	OFF	(ON)
Term.	2-3,5-6	OPEN	2-1,5-4
Comm..	8-9,11-12		8-7,11-10

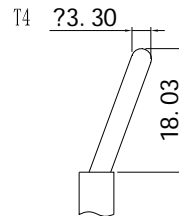
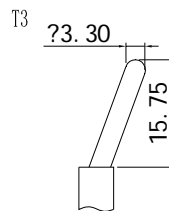
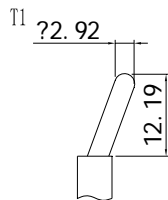
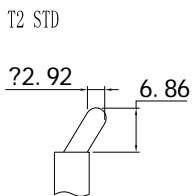


Schematic



ACTUATOR OPTIONS(FOR P.C. MOUNTING M6 & M7 TYPE)

BUSHING OPTION



B4 NON-THD STD

